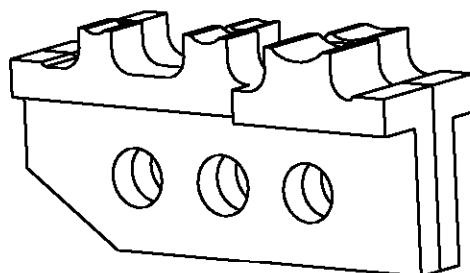
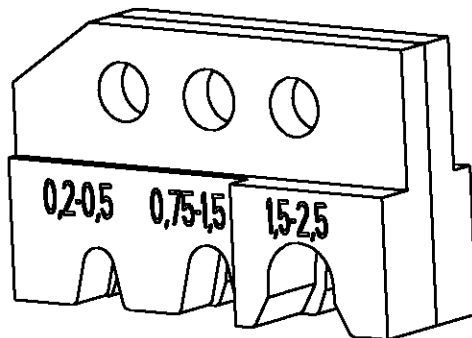


LOC	DIST	REVISIONS						
		P	LTR	DESCRIPTION	DATE	DWN	APVD	
A1	-		A	-		04FEB2002	-	-

Kontakt Contact	DGB (mm ²) Wire Range	Drahtcrimp/Wirecrimp		Isocrimp	Iso.-∅ Ins. Range	Betriebsanl. Instr. Sheet
		Hoehe/Height	Breite/Width	Breite/Width		
163086 / 163088 / 166315 / 166316	0.2-0.5	1.00	1.58	2.30	1.1-1.8	411-18143
163082 / 163084 / 164164 / 164839 / 164840	0.75-1.5	1.33	2.03	3.05	2.0-2.5	
66261 / 66330 / 66740	1.5-2.5	2.30	3.56	5.33	3.6-4.2	



539668-2	1	0-539787-6	locator ass.	Positioniereinheit	A
	1	1-519151-3	screw M4x25	Schraube M4x25	A
	1	0-519151-9	screw M4x10	Schraube M4x10	A
	1	0-519024-2	hex nut M4	Mutter M4 DIN 985	A
	QTY Stck	PN	Description	Benennung	REV


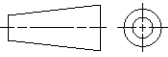
19

RELEASED FOR PUBLICATION

THIS DRAWING IS UNPUBLISHED.

BY TYCO ELECTRONICS CORPORATION. ALL RIGHTS RESERVED.

© COPYRIGHT 19

DIMENSIONS: mm-DIN 7168-m		DWN M. Weberndoerfer 08NOV99	MATERIAL -	FINISH -
TOLERANCES UNLESS OTHERWISE SPECIFIED: 0 PLC ± 1 PLC ± 2 PLC ± 3 PLC ± 4 PLC ± ANGLES ±		CHK U. Reuter 08NOV99	 tyco Electronics AMP GmbH D - 64625 Bensheim	
		APVD -		
		PRODUCT SPEC -	NAME ERGOCRIMP Die Set for Type XII and Type III+	
		APPLICATION SPEC -	SIZE A4	CAGE CODE 00779
WEIGHT -		RESTRICTED TO -		
CUSTOMER DRAWING			SCALE 2:1	SHEET 1 OF 1 REV A